


THE STATE OF TEXAS \*  
 The COUNTY OF BASTROP\*

ORDER APPROVING THE COUNTY TREASURER'S MONTHLY REPORT

At a regular meeting of the Commissioners' Court of Bastrop County, Texas, held on the 24th day of November, on a motion made by Commissioner and seconded by Commissioner Snouder, the following order was adopted:



WHEREAS, Section 114.026 of the Local Government Code of the State of Texas requires that the County Treasurer provide the Commissioners' Court with detailed financial reports of the regular term of the Commissioners' Court; and

WHEREAS, the County Treasurer makes all books and accounts available to the Commissioners' Court for inspection and examination as they desire; and

WHEREAS, the County Treasurer has presented to the Commissioners' Court a report for the month ended October 31, 2014;


NOW, THEREFORE, IT IS HEREBY ORDERED by the Commissioners' Court of Bastrop County, Texas that such Treasurer's report for the month ended, October, 2014 be, and hereby is, approved and accepted as correct.

FURTHER, as specifically required by stature, the Commisssoners' Court states that the amounts received and paid from each fund since the preceding County Treasurer's Monthly report and the balances remaining in the County Treasurer's custody at the end of the reporting period are as follows:


FUND TOTALS	BALANCE 10/01/2014	RECEIPTS	SUBTOTAL	MONTHLY DISBURSEMENTS	BANK BALANCE 10/31/2014	G/L BALANCE 10/31/2014
GENERAL	1,663,499.18	488,025.94	2,151,525.12	2,189,839.08	-38,313.96	2,019,757.81
DEDICATED FUNDS	1,095,764.12	9,426.06	1,105,190.18	19,664.69	1,085,525.49	1,116,195.62
R & B PCT.#1	1,155,726.73	49,631.31	1,205,358.04	120,639.36	1,084,718.68	1,015,060.60
R & B PCT. #2	1,006,603.49	61,634.84	1,068,238.33	129,950.06	938,288.27	886,412.33
R & B PCT.#3	1,003,785.01	55,357.54	1,059,142.55	111,088.97	948,053.58	954,608.22
R & B PCT.#4	1,697,924.33	55,087.26	1,753,011.59	103,294.94	1,649,716.65	1,643,075.46
235 WILDFIRE - FEMA PA	2,436,539.53	477,465.92	2,914,005.45	253,322.86	2,660,682.59	2,660,682.59
C/O 2010	189,889.02	0.00	189,889.02	189,847.17	41.85	41.85


FUND TOTALS	BALANCE 10/01/2014	RECEIPTS	SUBTOTAL	MONTHLY DISBURSEMENTS	BANK BALANCE 10/31/2014	G/L BALANCE 10/31/2014
INTEREST & SINKING	1,688,620.09	90,417.85	1,779,037.94	0.00	1,779,037.94	1,779,037.94
MEDIATION	64,694.11	1,074.58	65,768.69	1,193.52	64,575.17	63,870.17
DA HOT CHECK FEE	137,637.93	0.00	137,637.93	93.62	137,544.31	138,075.30
DA SPECIAL ACCOUNT	2,582.90	0.00	2,582.90	1,879.41	703.49	703.49
ROAD DISTRICT #3	0.00	347.63	347.63	0.00	347.63	411.67
ENVIRONMENTAL RESTORATION	6,141.75	0.00	6,141.75	0.00	6,141.75	6,141.75
HOUSTON TOAD	516,783.88	1,939.08	518,722.96	0.00	518,722.96	518,722.96
JUVENILE BOOT CAMP	149,369.83	147,216.93	296,586.76	27,013.44	269,573.32	269,573.32
LAW LIBRARY	53,914.63	3,078.53	56,993.16	812.10	56,181.06	49,408.30
CRIMINAL JUSTICE PLAN	223,030.10	74,551.88	297,581.98	0.00	297,581.98	74,896.13
D A LAW ENFORCEMENT	157,210.77	133.48	157,344.25	487.13	156,857.12	156,857.12
INMATE TELEPHONE	160,893.83	17,891.00	178,784.83	16,163.43	162,621.40	173,326.96
ELECTIONS ADMIN	151,221.25	0.00	151,221.25	0.00	151,221.25	151,221.25
PAYROLL	106,716.40	2,273,369.23	2,380,085.63	2,101,132.82	278,952.81	278,952.81
JP1 & JP3 CC FUND	29,880.36	81,910.97	111,791.33	70,097.68	41,693.65	41,693.65
HOT TAX FUND	336,289.26	1,459.57	337,748.83	9,025.06	328,723.77	362,034.41
ADULT PROBATION	172,644.53	99,308.55	271,953.08	131,277.72	140,675.36	140,675.36
FUND TOTALS	14,207,363.03	3,989,328.15	18,196,691.18	5,476,823.06	12,719,868.12	14,501,437.07


TEX POOL SUBTOTALS	BALANCE 10/01/2014	MONTHLY TRANSFERS	SUB TOTAL	INTEREST	BALANCE 10/31/2014
*****					
GENERAL FUND	7,060,464.99	(3,000,000.00)	4,060,464.99	193.24	4,060,658.23
R & B PCT. #1	231,753.48	0.00	231,753.48	5.28	231,758.76
R & B PCT. #2	64,112.95	0.00	64,112.95	1.49	64,114.44
R & B PCT. #3	231,378.35	0.00	231,378.35	5.28	231,383.63
R & B PCT. #4	581,074.68	0.00	581,074.68	13.23	581,087.91
INT & SINK	314.48	0.00	314.48	0.00	314.48
C/O 2010	0.00	0.00	0.00	0.00	0.00
COMPLEX FIRE	201,093.61	0.00	201,093.61	4.56	201,098.17
TEX POOL SUBTOTAL	8,370,192.54	(3,000,000.00)	5,370,192.54	223.08	5,370,415.62
TEXAS TERM	1,258,865.06	0.00	1,258,865.06	61.37	1,258,926.43
MBIA	1,144,704.13	0.00	1,144,704.13	92.42	1,144,796.55
SUBTOTAL INVESTMENTS	10,773,761.73	(3,000,000.00)	7,773,761.73	376.87	7,774,138.60

  
 Paul Pape, Bastrop County Judge

  
 Clara Beckett, Commissioner, Precinct 2

  
 William Piña, Commissioner, Precinct 1

  
 John Klaus, Commissioner, Precinct 3

  
 Bubba Snowden, Commissioner, Precinct 4

\_\_\_\_\_  
 Lisa Smith, County Auditor

