


FUND TOTALS	BALANCE 11/01/2014	RECEIPTS	SUBTOTAL	MONTHLY DISBURSEMENTS	BANK BALANCE 11/30/2014	G/L BALANCE 11/30/2014

INTEREST & SINKING	1,779,037.94	293,403.69	2,072,441.63	216,837.50	1,855,604.13	1,855,604.13
MEDIATION	64,380.17	1,160.31	65,540.48	1,043.52	64,496.96	64,496.96
DA HOT CHECK FEE	139,069.86	820.51	139,890.37	93.62	139,796.75	139,796.75
DA SPECIAL ACCOUNT	3,118.06	0.00	3,118.06	1,943.26	1,174.80	1,174.80
ROAD DISTRICT #3	411.67	659.08	1,070.75	0.00	1,070.75	1,070.75
ENVIRONMENTAL RESTORATION	6,141.75	0.00	6,141.75	0.00	6,141.75	6,141.75
HOUSTON TOAD	518,722.96	5,077.75	523,800.71	0.00	523,800.71	523,800.71
JUVENILE BOOT CAMP	269,573.32	216.06	269,789.38	11,563.93	258,225.45	258,225.45
LAW LIBRARY	49,408.30	3,754.84	53,163.14	7,534.06	45,629.08	47,851.84
CRIMINAL JUSTICE PLAN	74,896.13	76,218.05	151,114.18	0.00	151,114.18	151,330.93
D A LAW ENFORCEMENT	156,857.12	128.92	156,986.04	0.00	156,986.04	156,986.04
INMATE TELEPHONE	172,305.40	17,832.00	190,137.40	29,070.90	161,066.50	163,813.70
ELECTIONS ADMIN	151,221.25	0.00	151,221.25	0.00	151,221.25	153,380.68
PAYROLL	278,952.81	2,471,979.74	2,750,932.55	2,467,598.73	283,333.82	283,333.82
JP1 & JP3 CC FUND	29,880.36	81,910.97	111,791.33	70,097.68	41,693.65	41,693.65
HOT TAX FUND	362,034.41	26,566.89	388,601.30	6,277.58	382,323.72	381,722.21
ADULT PROBATION	140,675.36	149,129.73	289,805.09	228,656.74	61,148.35	61,148.35
FUND TOTALS	13,944,996.69	5,354,749.14	19,299,745.83	6,751,621.33	12,548,124.50	12,778,486.49

TEX POOL SUBTOTALS	BALANCE 11/01/2014	MONTHLY TRANSFERS	SUB TOTAL	INTEREST	BALANCE 11/30/2014

GENERAL FUND	4,060,614.56	0.00	4,060,614.56	95.26	4,060,709.82
R & B PCT. #1	231,758.76	0.00	231,758.76	5.46	231,764.22
R & B PCT. #2	64,114.44	0.00	64,114.44	1.44	64,115.88
R & B PCT. #3	231,383.63	0.00	231,383.63	5.46	231,389.09
R & B PCT. #4	581,087.91	0.00	581,087.91	13.65	581,101.56
INT & SINK	314.48	0.00	314.48	0.00	314.48
C/O 2010	0.00	0.00	0.00	0.00	0.00
COMPLEX FIRE	201,098.17	0.00	201,098.17	4.73	201,102.90
TEX POOL SUBTOTAL	5,370,371.95	0.00	5,370,371.95	126.00	5,370,497.95
TEXAS TERM	1,258,926.43	0.00	1,258,926.43	60.38	1,258,986.81
MBIA	1,144,796.55	0.00	1,144,796.55	91.34	1,144,887.89
SUBTOTAL INVESTMENTS	7,774,094.93	0.00	7,774,094.93	277.72	7,774,372.65



Paul Pape, Bastrop County Judge


Clara Beckett, Commissioner, Precinct 2




William Piña, Commissioner, Precinct 1



John Klaus, Commissioner, Precinct 3



Bubba Snowden, Commissioner, Precinct 4



Lisa Smith, County Auditor

