


ORDER APPROVING THE COUNTY TREASURER'S MONTHLY REPORT

At a regular meeting of the Commissioners' Court of Bastrop County, Texas, held on the 24th day of April 2017, on a motion made by Commissioner and seconded by Commissioner Beckett, the following order was adopted:



WHEREAS, Section 114.026 of the Local Government Code of the State of Texas requires that the County Treasurer provide the Commissioners' Court with detailed financial reports of the regular term of the Commissioners' Court; and

WHEREAS, the County Treasurer makes all books and accounts available to the Commissioners' Court for inspection and examination as they desire; and

WHEREAS, the County Treasurer has presented to the Commissioners' Court a report for the month ended March, 2017;

NOW, THEREFORE, IT IS HEREBY ORDERED by the Commissioners' Court of Bastrop County, Texas that such Treasurer's report for the month ended, March, 2017 be, and hereby is, approved and accepted as correct.

FURTHER, as specifically required by stature, the Commisisoners' Court states that the amounts received and paid from each fund since the preceding County Treasurer's Monthly report and the balances remaining in the County Treasurer's custody at the end of the reporting period are as follows:

FUND TOTALS	BALANCE 03/01/2017	RECEIPTS	SUBTOTAL	MONTHLY DISBURSEMENTS	BANK BALANCE 03/31/2017	G/L BALANCE 03/31/2017


GENERAL	17,004,632.09	1,983,342.82	18,987,974.91	2,888,821.98	16,099,152.93	16,236,654.85
DEDICATED FUNDS	1,532,162.45	58,044.00	1,590,206.45	44,231.99	1,545,974.46	1,543,074.98
R & B PCT.#1	2,471,398.32	63,433.58	2,534,831.90	90,981.01	2,443,850.89	2,405,461.07
R & B PCT. #2	2,595,650.02	175,229.43	2,770,879.45	183,403.04	2,587,476.41	2,500,747.57
R & B PCT.#3	2,403,598.96	72,654.72	2,476,253.68	119,478.25	2,356,775.43	2,328,805.33
R & B PCT.#4	2,579,777.00	85,685.35	2,665,462.35	244,610.15	2,420,852.20	2,416,651.46
DIASTER FUNDS	4,265,199.44	279,975.23	4,545,174.67	999,651.58	3,545,523.09	3,545,523.09
275 ELGIN TIRZ	315,000.00	0.00	315,000.00	0.00	315,000.00	315,000.00


FUND TOTALS	BALANCE 03/01/2017	RECEIPTS	SUBTOTAL	MONTHLY DISBURSEMENTS	BANK BALANCE 03/31/2017	G/L BALANCE 03/31/2017


INTEREST & SINKING	5,002,917.19	102,702.04	5,105,619.23	0.00	5,105,619.23	5,105,619.23
MEDIATION	64,954.50	1,516.57	66,471.07	470.60	66,000.47	66,000.47
DA HOT CHECK FEE	143,042.79	542.47	143,585.26	93.60	143,491.66	143,491.66
DA SPECIAL ACCOUNT	-2,156.35	0.00	-2,156.35	2,139.64	-4,295.99	-4,192.89
ROAD DISTRICT #3	1,204.38	133.58	1,337.96	0.00	1,337.96	1,337.96
ENVIRONMENTAL RESTORATION	6,220.52	0.00	6,220.52	0.00	6,220.52	6,220.52
HOUSTON TOAD	206,105.26	32,688.39	238,793.65	14,632.56	224,161.09	224,161.09
JUVENILE BOOT CAMP	330,215.64	277.39	330,493.03	25,627.19	304,865.84	304,865.84
LAW LIBRARY	40,035.04	4,940.34	44,975.38	8,207.26	36,768.12	39,930.08
CRIMINAL JUSTICE PLAN	217,678.91	151,951.42	369,630.33	0.00	369,630.33	370,267.83
D A LAW ENFORCEMENT	160,320.62	136.16	160,456.78	0.00	160,456.78	160,456.78
INMATE TELEPHONE	152,212.77	40,816.78	193,029.55	27,244.16	165,785.39	168,767.48
ELECTIONS ADMIN	105,708.44	339.30	106,047.74	0.00	106,047.74	106,047.74
PAYROLL	694,637.72	2,943,242.19	3,637,879.91	3,251,160.76	386,719.15	386,719.15
JP1 & JP3 CC FUND	106,999.34	233,706.11	340,705.45	236,478.98	104,226.47	104,226.47
HOT TAX FUND	401,274.66	18,577.29	419,851.95	16,052.04	403,799.91	407,594.02
ADULT PROBATION	16,851.59	290,561.65	307,413.24	147,201.77	160,211.47	160,211.47
FUND TOTALS	40,815,641.30	6,540,496.81	47,356,138.11	8,300,486.56	39,055,651.55	39,043,643.25


TEX POOL SUBTOTALS	BALANCE 03/01/2017	MONTHLY TRANSFERS	SUB TOTAL	INTEREST	BALANCE 03/31/2017


GENERAL FUND	19,135,198.13	0.00	19,135,198.13	10,111.66	19,145,309.79
R & B PCT. #1	232,991.20	0.00	232,991.20	123.14	233,114.34
R & B PCT. #2	64,455.39	0.00	64,455.39	34.06	64,489.45
R & B PCT. #3	232,614.26	0.00	232,614.26	122.90	232,737.16
R & B PCT. #4	584,178.30	0.00	584,178.30	308.68	584,486.98
INT & SINK	314.48	0.00	314.48	0.00	314.48
COMPLEX FIRE	202,167.75	0.00	202,167.75	106.83	202,274.58
TEX POOL SUBTOTAL	20,451,919.51	0.00	20,451,919.51	10,807.27	20,462,726.78
TEXAS TERM	1,267,250.73	0.00	1,267,250.73	714.08	1,267,964.81
MBIA	1,156,296.60	0.00	1,156,296.60	976.59	1,157,273.19
SUBTOTAL INVESTMENTS	22,875,466.84	0.00	22,875,466.84	12,497.94	22,887,964.78



 Paul Pape, Bastrop County Judge


 Mel Hamner, Commissioner, Precinct 1


 Bubba Snowden, Commissioner, Precinct 4


 Clara Beckett, Commissioner, Precinct 2


 Mark Meuth, Commissioner, Precinct 3


 Lisa Smith, County Auditor

