

ORDER APPROVING THE COUNTY TREASURER'S MONTHLY REPORT

At a regular meeting of the Commissioners' Court of Bastrop County, Texas, held on the 28th day of August 2017, on a motion made by Commissioner and seconded by Commissioner Hanner, the following order was adopted:

Beckett

WHEREAS, Section 114.026 of the Local Government Code of the State of Texas requires that the County Treasurer provide the Commissioners' Court with detailed financial reports of the regular term of the Commissioners' Court; and

WHEREAS, the County Treasurer makes all books and accounts available to the Commissioners' Court for inspection and examination as they desire; and

WHEREAS, the County Treasurer has presented to the Commissioners' Court a report for the month ended July, 2017;

NOW, THEREFORE, IT IS HEREBY ORDERED by the Commissioners' Court of Bastrop County, Texas that such Treasurer's report for the month ended, July, 2017 be, and hereby is, approved and accepted as correct.


FURTHER, as specifically required by stature, the Commisnoners' Court states that the amounts received and paid from each fund since the preceding County Treasurer's Monthly report and the balances remaining in the County Treasurer's custody at the end of the reporting period are as follows:

FUND TOTALS	BALANCE 07/01/2017	RECEIPTS	SUBTOTAL	MONTHLY DISBURSEMENTS	BANK BALANCE 07/31/2017	G/L BALANCE 07/31/2017
GENERAL	13,047,461.93	1,617,816.40	14,665,278.33	2,360,490.69	12,304,787.64	12,200,509.01
DEDICATED FUNDS	1,632,275.13	49,632.95	1,681,908.08	5,319.83	1,676,588.25	1,676,983.63
R & B PCT.#1	1,951,469.71	41,000.46	1,992,470.17	220,295.15	1,772,175.02	1,692,496.88
R & B PCT. #2	2,151,614.60	48,618.09	2,200,232.69	157,274.25	2,042,958.44	2,047,335.73
R & B PCT.#3	1,970,867.19	46,126.17	2,016,993.36	395,106.22	1,621,887.14	1,658,306.02
R & B PCT.#4	2,040,153.02	43,494.37	2,083,647.39	110,378.67	1,973,268.72	1,980,794.42
DIASTER FUNDS	2,060,285.41	14,423.80	2,074,709.21	1,142,390.34	932,318.87	932,318.87
275 ELGIN TIRZ	315,000.00	0.00	315,000.00	0.00	315,000.00	315,000.00


FUND TOTALS	BALANCE 07/01/2017	RECEIPTS	SUBTOTAL	MONTHLY DISBURSEMENTS	BANK BALANCE 07/31/2017	G/L BALANCE 07/31/2017
INTEREST & SINKING	2,882,011.40	41,644.74	2,923,656.14	871,012.50	2,052,643.64	2,052,643.64
MEDIATION	67,325.12	1,147.85	68,472.97	470.60	68,002.37	68,002.37
DA HOT CHECK FEE	144,643.20	390.61	145,033.81	93.60	144,940.21	144,940.21
DA SPECIAL ACCOUNT	-3,767.51	0.00	-3,767.51	2,037.47	-5,804.98	-5,804.98
ROAD DISTRICT #3	2,074.12	0.00	2,074.12	0.00	2,074.12	2,074.12
ENVIRONMENTAL RESTORATION	6,241.31	0.00	6,241.31	0.00	6,241.31	6,241.31
HOUSTON TOAD	234,911.77	1,747.33	236,659.10	0.00	236,659.10	236,659.10
JUVENILE BOOT CAMP	232,424.79	55,888.59	288,313.38	343.89	287,969.49	287,969.49
LAW LIBRARY	37,550.11	3,439.98	40,990.09	1,240.38	39,749.71	39,749.71
CRIMINAL JUSTICE PLAN	315,265.69	0.00	315,265.69	228,231.26	87,034.43	87,344.93
D A LAW ENFORCEMENT	161,189.50	169.54	161,359.04	0.00	161,359.04	161,359.04
INMATE TELEPHONE	164,648.30	19,969.30	184,617.60	30,785.97	153,831.63	156,065.49
ELECTIONS ADMIN	122,841.17	3,403.41	126,244.58	0.00	126,244.58	126,244.58
PAYROLL	343,182.34	2,423,171.29	2,766,353.63	2,395,486.87	370,866.76	370,866.76
JP1 & JP3 CC FUND	111,856.32	152,327.87	264,184.19	155,323.09	108,861.10	108,861.10
HOT TAX FUND	376,242.39	37,196.40	413,438.79	29,728.68	383,710.11	401,168.02
ADULT PROBATION	231,513.43	87,147.39	318,660.82	133,769.89	184,890.93	184,890.93
FUND TOTALS	30,599,280.44	4,688,756.54	35,288,036.98	8,239,779.35	27,048,257.63	26,933,020.38

TEX POOL SUBTOTALS	BALANCE 07/01/2017	MONTHLY TRANSFERS	SUB TOTAL	INTEREST	BALANCE 07/31/2017


GENERAL FUND	19,182,917.28	0.00	19,182,917.28	15,826.29	19,198,743.57
R & B PCT. #1	233,572.21	0.00	233,572.21	192.73	233,764.94
R & B PCT. #2	64,616.14	0.00	64,616.14	53.31	64,669.45
R & B PCT. #3	233,194.26	0.00	233,194.26	192.41	233,386.67
R & B PCT. #4	585,635.04	0.00	585,635.04	483.19	586,118.23
INT & SINK	314.94	0.00	314.94	0.31	315.25
COMPLEX FIRE	202,671.92	0.00	202,671.92	167.22	202,839.14
TEX POOL SUBTOTAL	20,502,921.79	0.00	20,502,921.79	16,915.46	20,519,837.25
TEXAS TERM	1,270,448.44	0.00	1,270,448.44	1,034.49	1,271,482.93
MBIA	1,160,422.96	0.00	1,160,422.96	1,163.47	1,161,586.43
SUBTOTAL INVESTMENTS	22,933,793.19	0.00	22,933,793.19	19,113.42	22,952,906.61


 Paul Pape, Bastrop County Judge


 Clara Beckett, Commissioner, Precinct 2


 Mel Hamner, Commissioner, Precinct 1


 Mark Meuth, Commissioner, Precinct 3


 Bubba Snowden, Commissioner, Precinct 4


 Lisa Smith, County Auditor

