





FUND TOTALS	BALANCE 04/01/2014	RECEIPTS	SUBTOTAL	MONTHLY DISBURSEMENTS	BANK BALANCE 04/30/2014	G/L BALANCE 04/30/2014
INTEREST & SINKING	4,949,618.48	87,314.05	5,036,932.53	500.00	5,036,432.53	5,024,322.63
MEDIATION	68,437.80	1,306.09	69,743.89	1,868.52	67,875.37	65,475.37
DA HOT CHECK FEE	131,528.88	777.65	132,306.53	0.00	132,306.53	132,306.53
DA SPECIAL ACCOUNT	-7,459.17	0.00	-7,459.17	1,923.80	-9,382.97	-9,382.97
ROAD DISTRICT #3	3,417.11	1,071.63	4,488.74	0.00	4,488.74	4,488.74
ENVIRONMENTAL RESTORATION	6,126.70	0.00	6,126.70	0.00	6,126.70	6,126.70
HOUSTON TOAD	505,222.22	1,915.87	507,138.09	0.00	507,138.09	507,138.09
JUVENILE BOOT CAMP	219,474.12	178.91	219,653.03	45,492.69	174,160.34	174,160.34
LAW LIBRARY	80,173.38	4,116.29	84,289.67	5,201.52	79,088.15	80,848.15
CRIMINAL JUSTICE PLAN	262,874.02	0.00	262,874.02	164,893.93	97,980.09	97,331.75
D A LAW ENFORCEMENT	157,024.10	129.06	157,153.16	250.00	156,903.16	156,903.16
INMATE TELEPHONE	131,664.65	22,742.00	154,406.65	16,148.50	138,258.15	138,258.15
ELECTIONS ADMIN	144,566.02	900.00	145,466.02	0.00	145,466.02	145,466.02
PAYROLL	300,225.19	2,015,195.14	2,315,420.33	2,030,057.64	285,362.69	285,362.69
JP1 & JP3 CC FUND	68,051.06	83,232.17	151,283.23	99,356.38	51,926.85	51,926.85
HOT TAX FUND	339,109.39	39,656.54	378,765.93	20,296.18	358,469.75	339,997.95
ADULT PROBATION	131,781.38	57,515.28	189,296.66	143,348.14	45,948.52	45,948.52
FUND TOTALS	28,532,030.83	4,585,569.06	33,117,599.89	5,408,799.99	27,708,799.90	27,476,609.98

TEX POOL SUBTOTALS	BALANCE 04/01/2014	MONTHLY TRANSFERS	SUB TOTAL	INTEREST	BALANCE 04/30/2014
GENERAL FUND	16,058,548.03	0.00	16,058,548.03	443.38	16,058,991.41
R & B PCT. #1	231,717.42	0.00	231,717.42	6.39	231,723.81

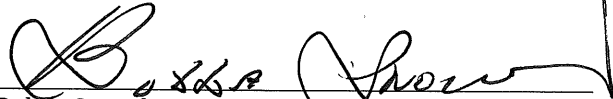
TEX POOL	BALANCE 04/01/2014	MONTHLY TRANSFERS	SUB TOTAL	INTEREST	BALANCE 02/28/2014
*****					
R & B PCT. #2	64,103.03	0.00	64,103.03	1.74	64,104.77
R & B PCT. #3	231,342.38	0.00	231,342.38	6.39	231,348.77
R & B PCT. #4	580,984.27	0.00	580,984.27	16.01	581,000.28
INT & SINK	314.48	0.00	314.48	0.00	314.48
C/O 2010	1,020,274.72	0.00	1,020,274.72	28.15	1,020,302.87
COMPLEX FIRE	201,062.34	0.00	201,062.34	5.52	201,067.86
TEX POOL SUBTOTAL	18,388,346.67	0.00	18,388,346.67	507.58	18,388,854.25
TEXAS TERM	1,258,572.95	0.00	1,258,572.95	37.58	1,258,610.53
MBIA	1,144,158.54	0.00	1,144,158.54	89.44	1,144,247.98
SUBTOTAL INVESTMENTS	20,791,078.16	0.00	20,791,078.16	634.60	20,791,712.76



Paul Pape, Bastrop County Judge



William Piña, Commissioner, Precinct 1




Bubba Snowden, Commissioner, Precinct 4



Clara Beckett, Commissioner, Precinct 2



John Klaus, Commissioner, Precinct 3



Lisa Smith, County Auditor

